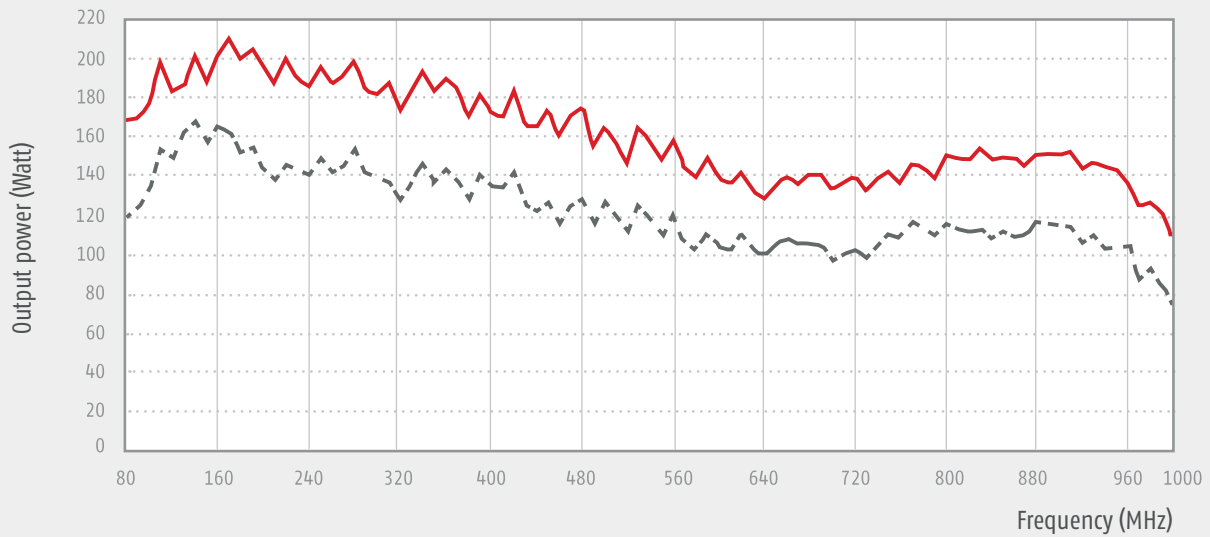


80 MHz – 1 GHz

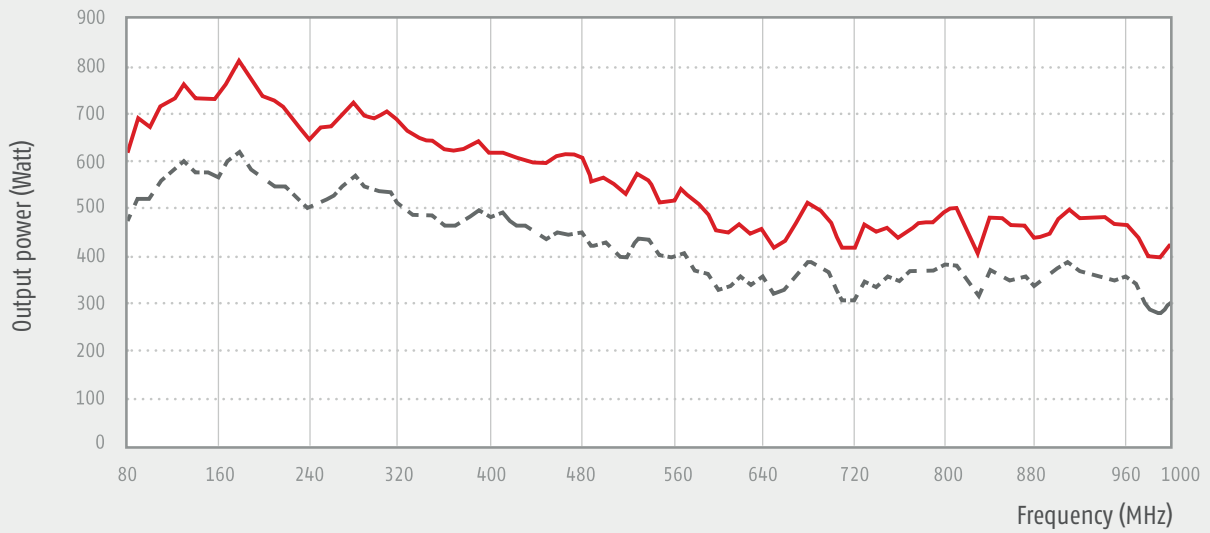
Part Number		VLH-100B1	VLH-400B1
Frequency range		80MHz-1GHz	80MHz-1GHz
Output Power typ.		100 W	400 W
Output Power @ 1dB Compression, typ. min.		see Diagramm	see Diagramm
RF Input, max.		+10 dBm	+10 dBm
Gain, typ.		+48 dB	+54 dB
Flatness, typ.		±3 dB	±3 dB
Input VSWR		2:1	2:1
Harmonics @ 1 dB comp.		H2, H3 <-20 dBc	H2, H3 <-20 dBc
Class type		A	A
Input / Output Impedance		50 Ω / 50 Ω	50 Ω / 50 Ω
Connectors In / Out		N(f)N(f)	N(f)N(f)
Dimensions (mm)	W	450	450
	H	178 (4 HU)	312 (7 HU)
	D	640	640
Weight		32 kg	45 kg
Rated current		6.4A @ 110VAC 3A @ 230VAC	10.2 A @ 230 VAC
Power Supply (VAC)		90-250, 47-63 Hz	200-250, 47-63 Hz
Phases		1	1
Operating Temperature (°C)		0 / +35	0 / +35
Room temperature storage (°C)		-20 / +70	-20 / +70
Cooling / Forced air		Self contained fans 60l / sec. max.	Self contained fans 60l / sec. max.
Following types available:		S, SC, D, DC	D, DC

VLH-100B1, VLH-400B1

VLH-100B1



VLH-400B1



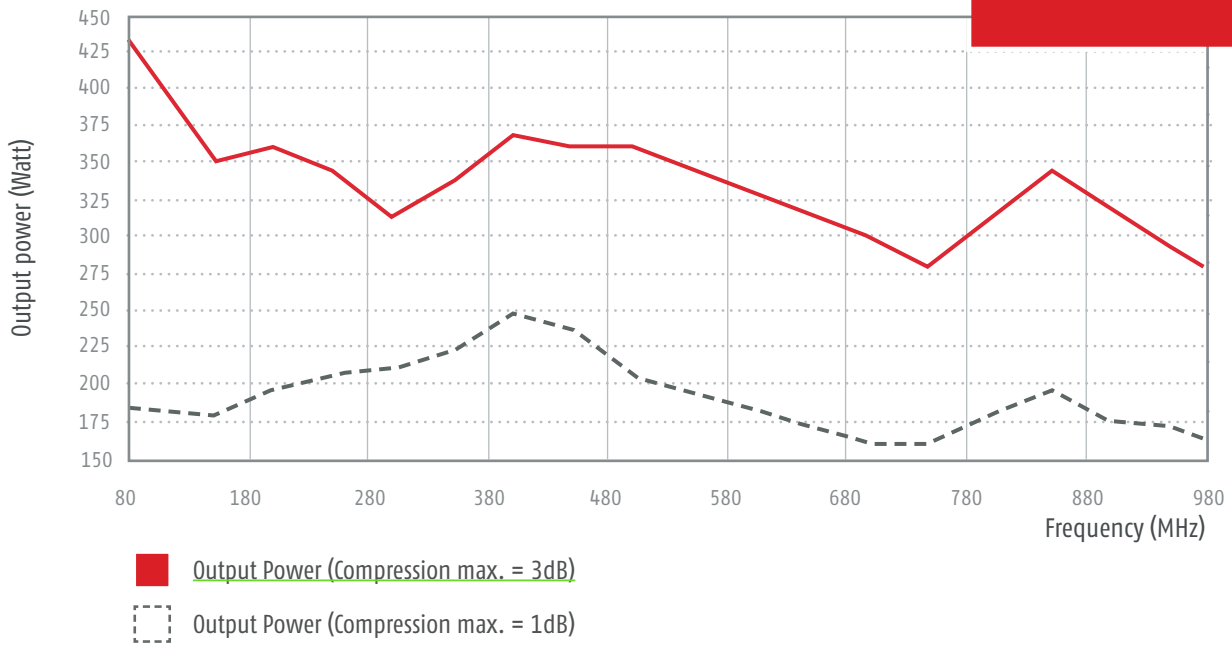
- Output Power (Compression max. = 3dB)
- Output Power (Compression max. = 1dB)

80 MHz – 1 GHz

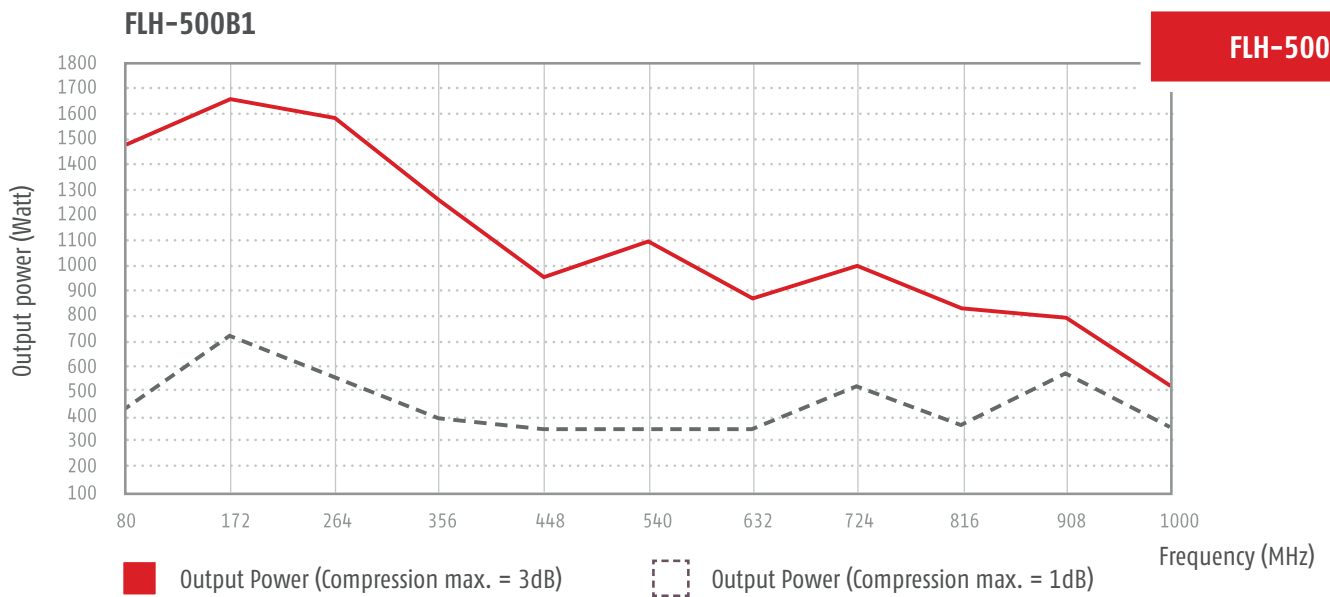
Part Number		FLH-250B1
Frequency range		80MHz-1GHz
Output Power typ.		250 W
Output Power @ 1dB Compression, typ. min.		see Diagramm
RF Input, max.		0 dBm
Gain, typ.		+55 dB
Flatness, typ.		±2.5 dB
IP3, typ.		+59 dBm
Input VSWR, max.		2:1
Harmonics @ 1 dB comp., typ.		-20 dBc @ 150W
Spurious Signals @ 1 dB comp., typ.		<-60 dBc @ 150W
Input / Output Impedance		50 Ω / 50 Ω
Connectors In / Out		N(f)N(f)
Dimensions (mm)	W	483 (19")
	H	134
	D	534
Weight		28 kg
AC Power Input (W)		1600
Power Supply (VAC)		100-240
Phases		1
Operating Temperature (°C)		0/+50
Operating Humidity Non-Condensing (%)		95
Cooling		Internal forced air
Circuit Protection		Thermal Overload Over Current Over Voltage
Following types available:		S, E

FLH-250B1

FLH-250B1



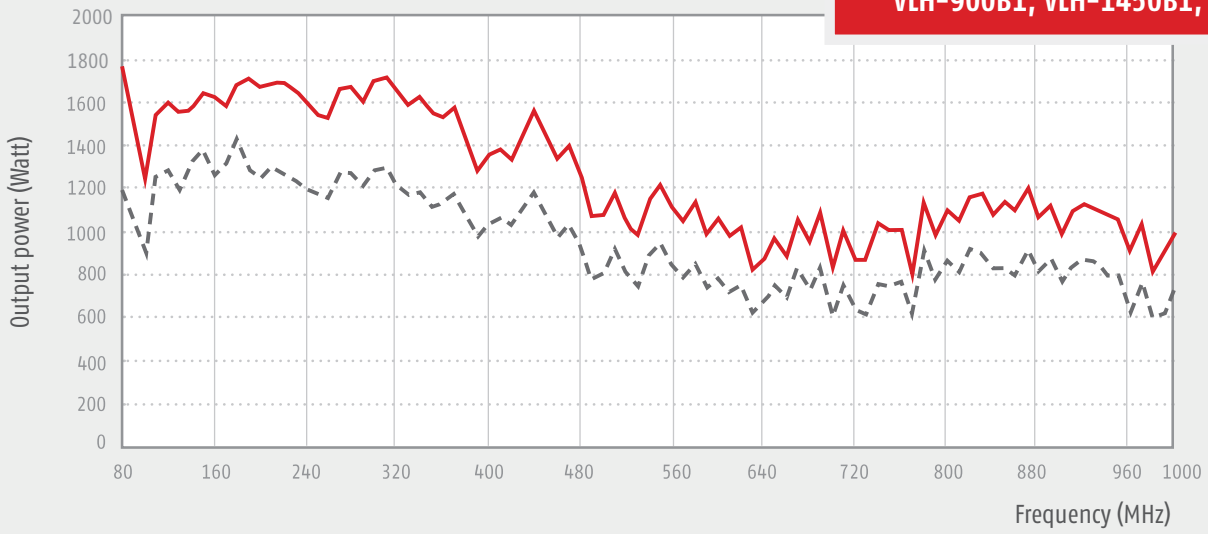




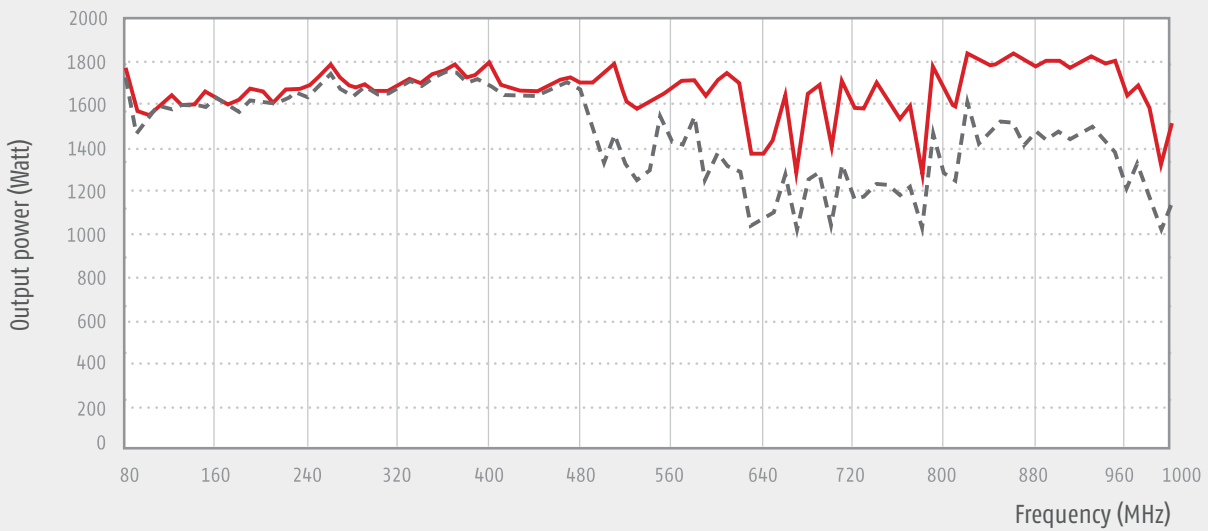
Part Number	FLH-500B1
Frequency range	80MHz-1GHz
Output Power typ.	500 W
Output Power @ 1dB Compression, typ. min.	see Diagramm
RF Input, max.	0 dBm
Gain, typ.	+58 dB
Flatness, typ.	±4.0 dB
IP3, typ.	+64 dBm
Input VSWR, max.	2:1
Harmonics @ 1 dB comp., typ.	-20 dBc min. @ 350W
Spurious Signals @ 1 dB comp., typ.	<-60 dBc @ 350W
Input / Output Impedance	50 Ω / 50 Ω
Connectors In / Out	N(f)N(f)
Dimensions (mm) W x H x D	483 (19") x 223 x 661
Weight	46 kg
AC Power Input (W)	5000
Power Supply (VAC)	180-240
Phases	1
Operating Temperature (°C)	0/+50
Operating Humidity Non-Condensing (%)	95
Cooling	Internal forced air
Circuit Protection	Thermal Overload, Over Current, Over Voltage
Following types available:	S, E

VLH-900B1

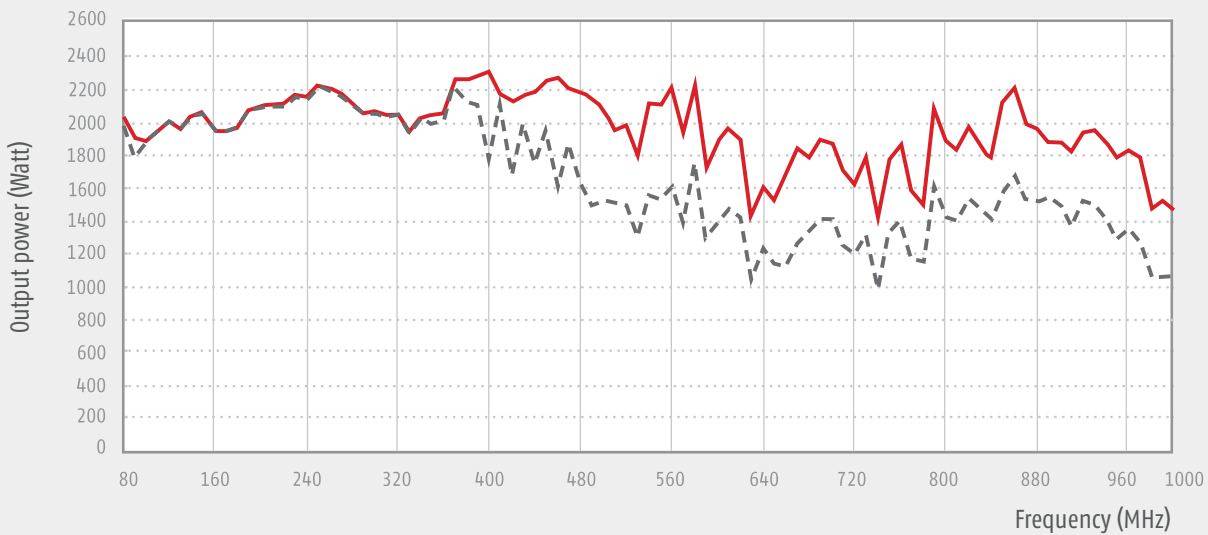
VLH-900B1, VLH-1450B1, VLH-1650B1



VLH-1450B1



VLH-1650B1



Output Power (compression max. = 1dB)

Output Power (compression max. = 3dB)

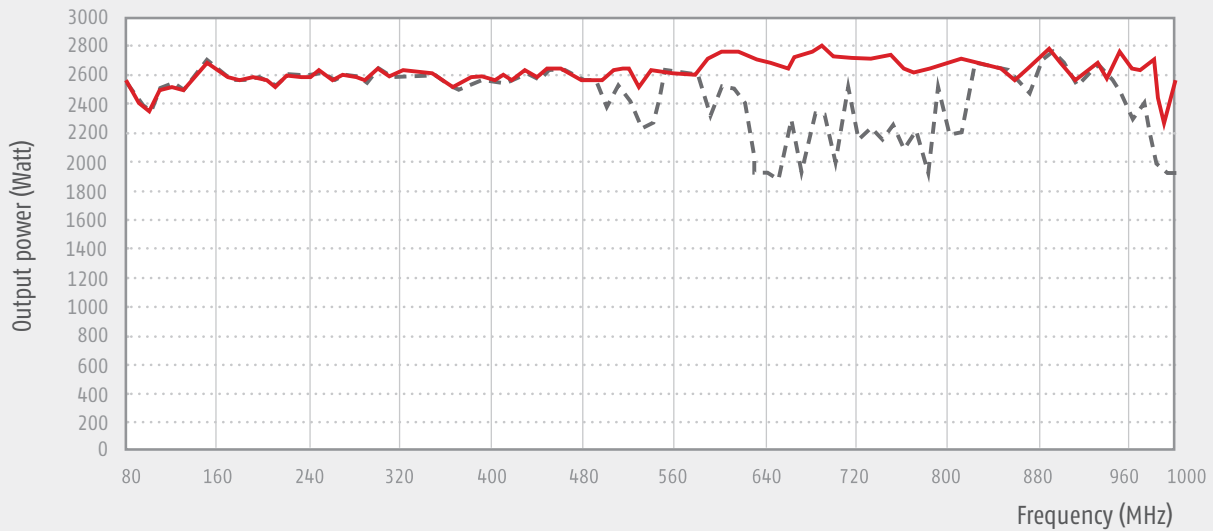


80 MHz – 1 GHz

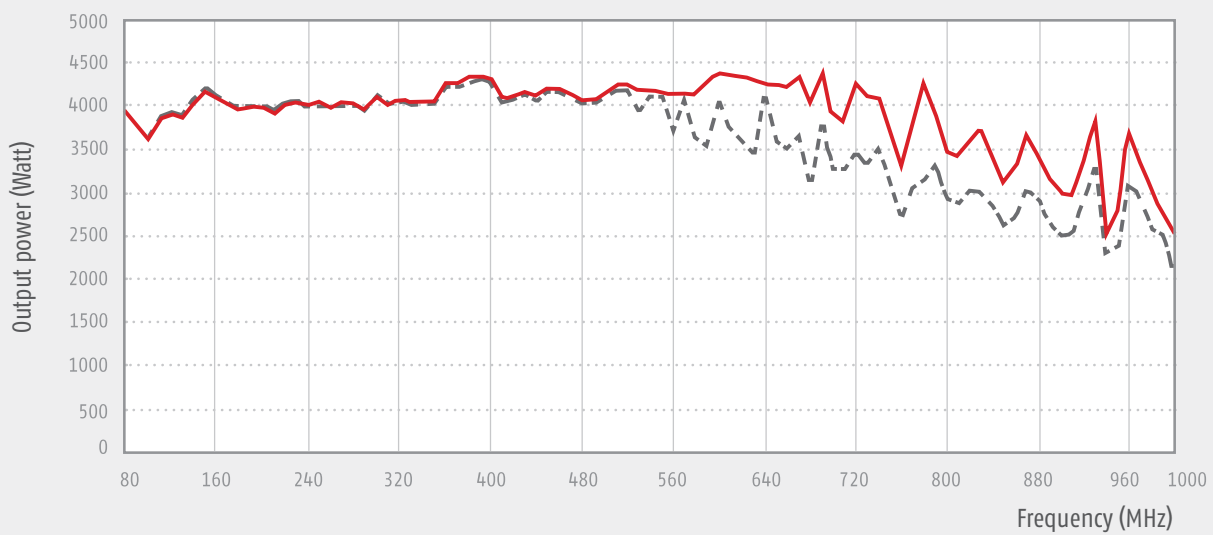
Part Number		VLH-2400B1	VLH-3500B1
Frequency range		80MHz-1GHz	80MHz-1GHz
Output Power typ.		2400 W	3500 W
Output Power @ 1dB Compression, typ. min.		see Diagramm	see Diagramm
RF Input, max.		+10 dBm	+10 dBm
Gain, typ.		+60 dB	+60 dB
Flatness, typ.		±3.5 dB	±3.5 dB
Input VSWR		2:1	2:1
Harmonics @ 1 dB comp.		H2, H3 <-20 dBc	H2, H3 <-20 dBc
Class type		A	A
Input / Output Impedance		50 Ω / 50 Ω	50 Ω / 50 Ω
Connectors In / Out		7/16(f) N(f)	EIA 1-5/8 N(f)
Dimensions (mm)	W	800	2 x 800
	H	1940 (38 HU)	1940 (38 HU)
	D	840	840
Weight		590 kg	2 x 590 kg
Rated current		18.4 kVA	36.8 kVA
Power Supply (VAC)		47-63Hz	47-63Hz
Phases		3	3
Operating Temperature (°C)		0 / +35	0 / +35
Room temperature storage (°C)		-20 / +70	-20 / +70
Cooling / Forced air		Self contained fans 960l / sec. max.	Self contained fans 2 x 960 l / sec. max.
Following types available:		DC	DC

VLH-2400B1, VLH-3500B1

VLH-2400B1



VLH-3500B1



Output Power (compression max. = 1dB)

Output Power (compression max. = 3dB)

80 MHz – 1 GHz

Part Number		VLH-900B1	VLH-1450B1	VLH-1650B1
Frequency range		80MHz-1GHz	80MHz-1GHz	80MHz-1GHz
Output Power typ.		900 W	1450 W	1650 W
Output Power @ 1dB Compression, typ. min.		see Diagramm	see Diagramm	see Diagramm
RF Input, max.		+10 dBm	+10 dBm	+10 dBm
Gain, typ.		+56 dB	+60 dB	+60 dB
Flatness, typ.		±3.5 dB	±3.5 dB	±3.5 dB
Input VSWR		2:1	2:1	2:1
Harmonics @ 1 dB comp.		H2, H3 <-20 dBc	H2, H3 <-20 dBc	H2, H3 <-20 dBc
Class type		A	A	A
Input / Output Impedance		50 Ω / 50 Ω	50 Ω / 50 Ω	50 Ω / 50 Ω
Connectors In / Out		7/16(f) N(f)	7/16(f) N(f)	7/16(f) N(f)
Dimensions (mm)	W	600	600	600
	H	1320 (24 HU)	1590 (30 HU)	1590 (30 HU)
	D	840	840	840
Weight		199 kg	290 kg	290 kg
Rated current		5.3 kVA	10.4 kVA	10.4 kVA
Power Supply (VAC)		47-63Hz	47-63Hz	47-63Hz
Phases		3	3	3
Operating Temperature (°C)		0 / +35	0 / +35	0 / +35
Room temperature storage (°C)		-20 / +70	-20 / +70	-20 / +70
Cooling / Forced air		Self contained fans 240l / sec. max.	Self contained fans 480l / sec. max.	Self contained fans 480l / sec. max.
Following types available:		DC	DC	DC